

Austin ISD | Panorama Partnership

The staff and family climate surveys have been adjusted to open on March 21st, 2022. This is the same start date for the student survey. All surveys will remain open for 3 weeks until April 8th.



Austin ISD | Panorama Partnership

- New partnership with Panorama
- Panorama surveys will be replacing previously administered climate surveys
- Surveys for Families, Staff, Teachers and Students
 - First time AISD has included students in a district-wide survey
- After administration, there will be professional development to support a meaningful rollout of data to educators




Survey Rollout

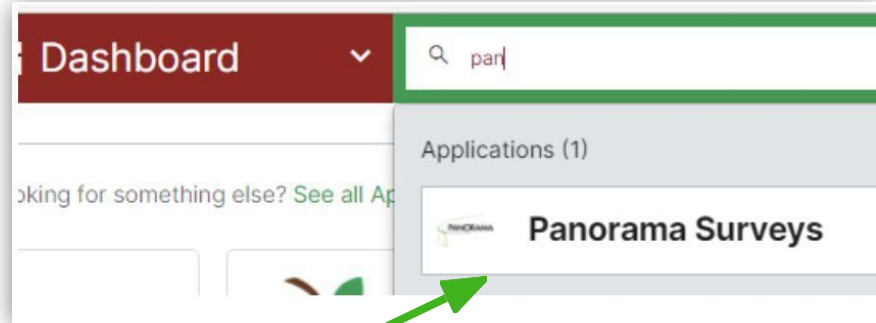
Student Survey Taking Experience



1. **Students** will go to their AISD Student Portal.



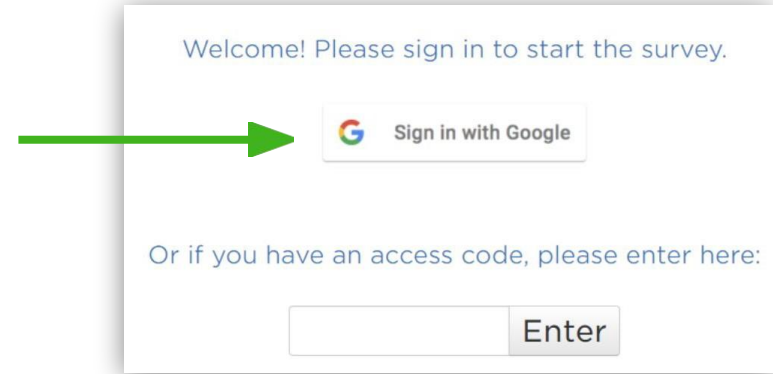
2. Search for **“Panorama Surveys”** and click on the icon.



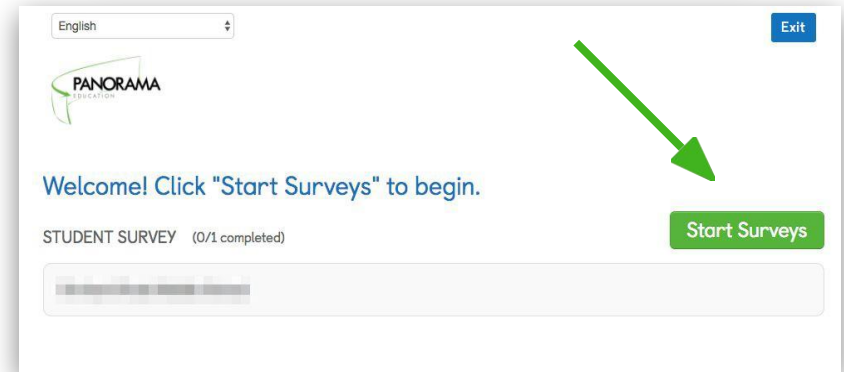
Student Survey Taking Experience

3. Select “Sign in with Google”

If the student is already logged in, Google will sign them in and redirect without showing them a login page.



4. Select “Start Survey”.



Family Survey Experience

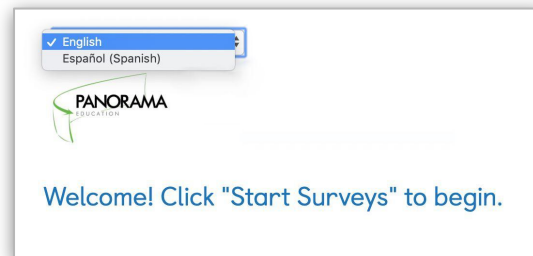
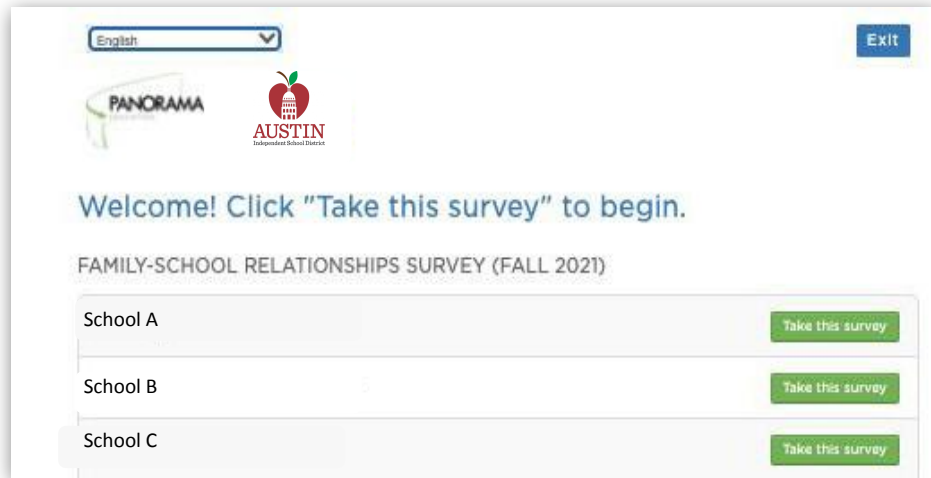


1. Navigate to anonymous survey link:

surveys.panoramaed.com/austinisd/family

2. Select school name from a drop down menu

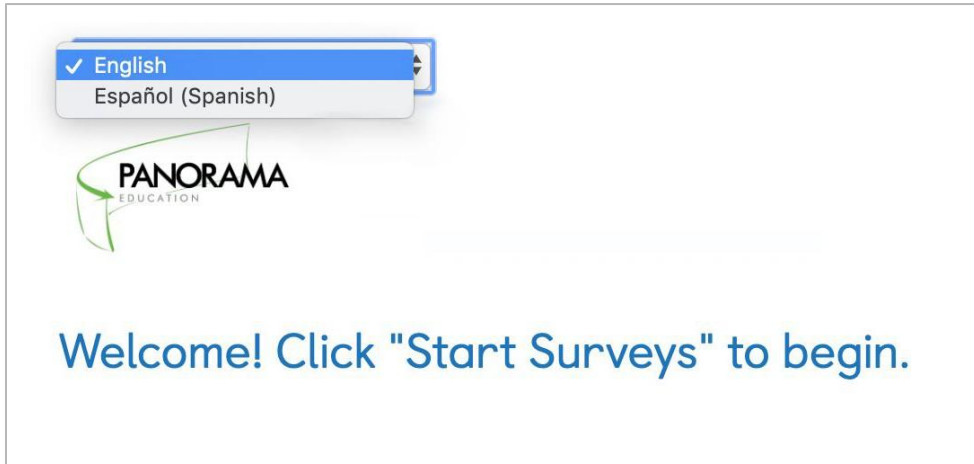
3. Start survey & select preferred language from drop down menu



Survey Experience



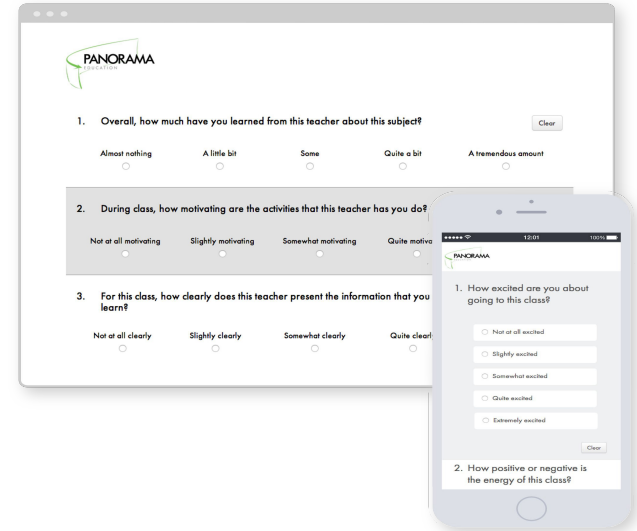
Students & Families can select their preferred language from a drop-down menu



Available Languages for Students: English, Spanish

Available Languages for Families: Arabic, English, Spanish, Vietnamese

Online
Any internet-connected device



Survey Experience



- After respondents answer all their questions, they need to make sure to hit the **Submit** button.
- Respondents must complete individual surveys in a single sitting. **Surveys do not auto-save.**
- Once the submit button is clicked, respondents will see a thank you screen to confirm their completion.

and would like to provide more of a description, please use the space below.

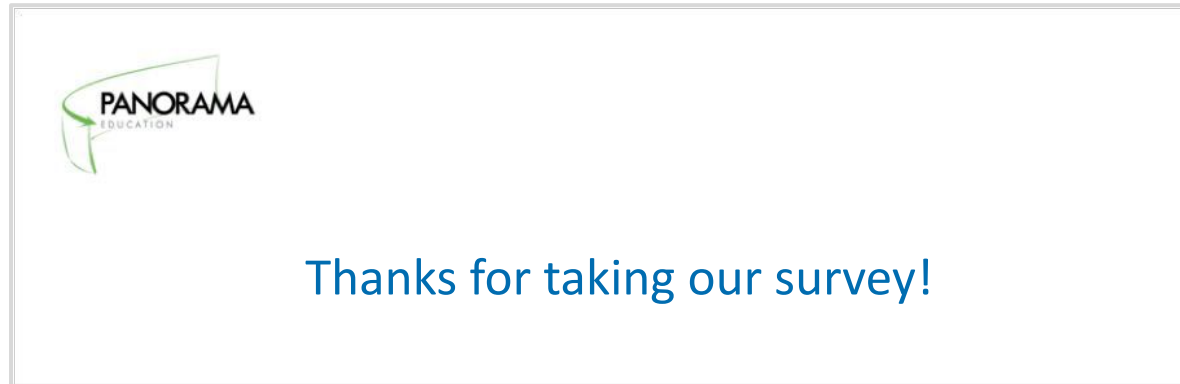
Clear

76. In which year were you born?

1941-45	1946-50	1951-55	1956-60	1961-65	1966-70
1971-75	1976-80	1981-85	1986-90	1991-95	1996-2000

Clear

Submit



FAQs & Next Steps

Frequently Asked Questions

- **How much time should we budget for student, staff and family surveys?**
The student survey will take students approximately 10 minutes to complete, but we recommend budgeting 30 minutes to account for students with varying reading levels, reading the proctor instructions, troubleshooting any technology, and any other student accommodations.
- **Are survey responses saved partway through the survey?**
Responses are saved when the blue submit button is selected. Otherwise, respondents will have to start over if they exit out of the survey window before submitting.
- **What if someone submitted a survey or a browser crashed before surveys were completed?**
If the “Thank you” screen did not appear, the respondent should retake the survey.
- **What if a student cannot access their survey?**
Record the student’s name and ID number and email, and send it to support@panoramaed.com
- **What devices can surveys be taken on?**
Panorama surveys can be taken on any device with an internet browser, including laptops, Chromebooks, tablets, and smartphones.
- **What accommodations should we give students to take this survey?**
We recommend giving students the same accommodations they would have in the classroom and/or for any standardized testing. At a minimum, teachers should provide the same accommodations for students with IEPs or English Language Learners that they are eligible for

when taking state or district assessments.